


# Technical Data

## ARI 458 Tipper



|                |   |                |
|----------------|---|----------------|
| <b>Vehicle</b> | Overall dimension (L/W/H) in mm           | 3150×1300×1600 |
|                | Dimensions loading bed (L/W) in mm        | 1400×1250      |
|                | Wheelbase in mm                           | 2300           |
|                | Track width front/rear in mm              | 1100/1090      |
|                | Ground clearance in mm                    | 150            |
|                | Vehicle weight with/without battery in kg | 407/604        |
|                | Load capacity in kg                       | 531            |
|                | Seats                                     | 2              |

|               |                     |  |
|---------------|---------------------|--|
| <b>Engine</b> | Engine              | AC motor   |
|               | Power in kW         | 7,5  |
|               | Voltage             | 72 V   |
|               | Type of battery     | Lithium iron phosphate battery (LiFePO4 battery) |
|               | Capacity of battery | 160 - 275 Ah                                     |
|               | Charging voltage    | 220 V on domestic power outlet with 16Ah fuse    |

|                     |                      |           |
|---------------------|----------------------|-----------|
| <b>Transmission</b> | Type of transmission | Automatic |
|                     | Differential         | Yes       |

|              |                       |                                 |
|--------------|-----------------------|---------------------------------|
| <b>Drive</b> | Type of drive         | Rear drive                      |
|              | Front axle suspension | McPerson independent suspension |
|              | Rear axle suspension  | McPerson independent suspension |

|               |               |                            |
|---------------|---------------|----------------------------|
| <b>Brakes</b> | Brake discs   | 2 brake discs front + rear |
|               | Parking brake | Manual handbrake           |


|               |              |            |
|---------------|--------------|------------|
| <b>Wheels</b> | Tyres size   | 145/70 R12 |
|               | Type of rims | Aluminium  |

|                                    |   |                             |
|------------------------------------|---|-----------------------------|
| <b>Consumption and charge time</b> | Consumption on 100km (62 mi.)               | ca. 7,5 kwh at top speed    |
|                                    | Top speed in km/h (mph)                     | 78 (48)                     |
|                                    | Gradeability                                | 20%                         |
|                                    | Charge time depending on charge status in h | 6-8, quick charge: 2-3      |
|                                    | Range at 40 km/h (25 mph)                   | 150 - 495 km (93 - 308 mi.) |

|                  |         |   |
|------------------|---------|---|
| <b>Guarantee</b> | Vehicle | 6 months guarantee + 18 months warranty |
|                  | Battery | 4 years or 60.000 Km (37.282 mi.)       |

# Technical Data

## ARI 458 Tipper L



|                |   |                |
|----------------|---|----------------|
| <b>Vehicle</b> | Overall dimension (L/W/H) in mm           | 3400×1300×1600 |
|                | Dimensions loading bed (L/W) in mm        | 1500×1250      |
|                | Wheelbase in mm                           | 2300           |
|                | Track width front/rear in mm              | 1100/1090      |
|                | Ground clearance in mm                    | 150            |
|                | Vehicle weight with/without battery in kg | 407/604        |
|                | Load capacity in kg                       | 531            |
|                | Seats                                     | 2              |

|               |                     |  |
|---------------|---------------------|--|
| <b>Engine</b> | Engine              | AC motor   |
|               | Power in kW         | 7,5  |
|               | Voltage             | 72 V   |
|               | Type of battery     | Lithium iron phosphate battery (LiFePO4 battery) |
|               | Capacity of battery | 160 - 275 Ah                                     |
|               | Charging voltage    | 220 V on domestic power outlet with 16Ah fuse    |

|                     |                      |           |
|---------------------|----------------------|-----------|
| <b>Transmission</b> | Type of transmission | Automatic |
|                     | Differential         | Yes       |

|              |                       |                                 |
|--------------|-----------------------|---------------------------------|
| <b>Drive</b> | Type of drive         | Rear drive                      |
|              | Front axle suspension | McPerson independent suspension |
|              | Rear axle suspension  | McPerson independent suspension |

|               |               |                            |
|---------------|---------------|----------------------------|
| <b>Brakes</b> | Brake discs   | 2 brake discs front + rear |
|               | Parking brake | Manual handbrake           |


|               |              |            |
|---------------|--------------|------------|
| <b>Wheels</b> | Tyres size   | 145/70 R12 |
|               | Type of rims | Aluminium  |

|                                    |   |                             |
|------------------------------------|---|-----------------------------|
| <b>Consumption and charge time</b> | Consumption on 100km (62 mi.)               | ca. 7,5 kwh at top speed    |
|                                    | Top speed in km/h (mph)                     | 78 (48)                     |
|                                    | Gradeability                                | 20%                         |
|                                    | Charge time depending on charge status in h | 6-8, quick charge: 2-3      |
|                                    | Range at 40 km/h (25 mph)                   | 150 - 495 km (93 - 308 mi.) |

|                  |         |   |
|------------------|---------|---|
| <b>Guarantee</b> | Vehicle | 6 months guarantee + 18 months warranty |
|                  | Battery | 4 years or 60.000 Km (37.282 mi.)       |

# Technical Data

## ARI 458 Tipper XL



|                |   |                |
|----------------|---|----------------|
| <b>Vehicle</b> | Overall dimension (L/W/H) in mm           | 3500×1300×1600 |
|                | Dimensions loading bed (L/W) in mm        | 1650×1300      |
|                | Wheelbase in mm                           | 2300           |
|                | Track width front/rear in mm              | 1100/1090      |
|                | Ground clearance in mm                    | 150            |
|                | Vehicle weight with/without battery in kg | 407/604        |
|                | Load capacity in kg                       | 531            |
|                | Seats                                     | 2              |

|               |                     |  |
|---------------|---------------------|--|
| <b>Engine</b> | Engine              | AC motor   |
|               | Power in kW         | 7,5  |
|               | Voltage             | 72 V   |
|               | Type of battery     | Lithium iron phosphate battery (LiFePO4 battery) |
|               | Capacity of battery | 160 - 275 Ah                                     |
|               | Charging voltage    | 220 V on domestic power outlet with 16Ah fuse    |

|                     |                      |           |
|---------------------|----------------------|-----------|
| <b>Transmission</b> | Type of transmission | Automatic |
|                     | Differential         | Yes       |

|              |                       |                                 |
|--------------|-----------------------|---------------------------------|
| <b>Drive</b> | Type of drive         | Rear drive                      |
|              | Front axle suspension | McPerson independent suspension |
|              | Rear axle suspension  | McPerson independent suspension |

|               |               |                            |
|---------------|---------------|----------------------------|
| <b>Brakes</b> | Brake discs   | 2 brake discs front + rear |
|               | Parking brake | Manual handbrake           |

|               |              |            |
|---------------|--------------|------------|
| <b>Wheels</b> | Tyres size   | 145/70 R12 |
|               | Type of rims | Aluminium  |

|                                    |   |                             |
|------------------------------------|---|-----------------------------|
| <b>Consumption and charge time</b> | Consumption on 100km (62 mi.)               | ca. 7,5 kwh at top speed    |
|                                    | Top speed in km/h (mph)                     | 78 (48)                     |
|                                    | Gradeability                                | 20%                         |
|                                    | Charge time depending on charge status in h | 6-8, quick charge: 2-3      |
|                                    | Range at 40 km/h (25 mph)                   | 150 - 495 km (93 - 308 mi.) |

|                  |         |   |
|------------------|---------|---|
| <b>Guarantee</b> | Vehicle | 6 months guarantee + 18 months warranty |
|                  | Battery | 4 years or 60.000 Km (37.282 mi.)       |